

DCS-200

Cost-effective dual-channel switcher with Preview Output



Features

Processing

- True seamless switching
- High quality scaling technology
- 10-bit sampling and internal processing/scaling
- State-of-the-art 10-bit, 4:2:2 de-Interlacer with Diagonal Filter
- Up to three (3) LOGO stores/recall capability
- Luma Keying utilizing DVI key source
- Low Video Delay

Inputs

- All resolutions from NTSC/PAL up to UXGA including all HD Resolutions
- EDID support for all analog and DVI sources
- DVI, Analog Computer and Video, HD/SD SDI

Preview and Program Outputs

- All progressive resolutions from 480p up to UXGA including all HD resolutions
- Full screen
- Supports HDCP compatible monitors and projectors
- Independent built-in Test Patterns for Program and Preview outputs simplifies projector alignment
- Independent resolutions for Program and Preview outputs

Mechanical

- Auto ranging power supply
- Width: 19" Rack

The DCS-200 is a dual-channel switcher designed to provide true seamless switching between different input sources, while maintaining high image scaling quality at an affordable price. The DCS-200 features straightforward and simple operation, making it ideal for live events, company boardrooms, hotel ballrooms, houses of worship, education and training facilities.

The DCS-200 accepts universal analog, DVI and HD/SD SDI input sources and converts them to a wide variety of output formats. All analog and DVI inputs support the EDID specification.

Output video is provided simultaneously in DVI and analog formats. The DCS-200 also allows users to capture and store up to three images that can be used as a LOGO source during the presentation.

Users can utilize the DVI inputs as a luminance keying source, allowing for titling and lower third key applications. Input sources can seamlessly transition under the DVI key.

DCS-200 offers a Preview output that can be routed to a monitor at the same or different resolution than the program output. Users have the option of displaying one of three signals on the preview outputs: program, preview, or test pattern.

The DCS-200 is fully compliant with HDCP 1.0 repeater mode. When the unit is processing HDCP compliant sources through the DVI connectors, the analog outputs are set to black.

BARCO

Visibly yours

Front Panel



1: Display Section

- Four (4) line VFD Display
- Menu navigation via rotary encoder knob, Select/Escape buttons

2: Inputs Section

Ten buttons select the corresponding input source, or the stored LOGO image, to be placed on program after the TAKE button is pressed.


3: Effects Section

- **FRZ:** Instantly freezes the current image that is on program.
- **BLK:** Transitions program to black.
- **KEY:** The key source will transition to/from program, after the TAKE button is pressed.

4: TAKE

Transitions the selected source or KEY to Program.

Rear Panel



1-3: Input Connectors

1: Six Analog Inputs via HD-15 VGA connectors

- Supports YPbPr and RGBHV
- 10-bits/color sampling at maximum 170 MHz
- True pixel mapping (1:1) for signal resolutions up to 1600x1200@60 Hz. Sources with higher pixel rates (1920x1080p@60, 1920x1200@60 and 2048x1080p@60) are also supported.

2: Two Digital or Analog Inputs via DVI-I connectors

- 8-bit digital input per DDWG 1.0 with HDCP support.
- RGBHV data via analog pins of the DVI-I connector.
- The digital source will be processed if valid DVI signals are detected. The Analog source can be selected via the front panel menu.

3: Serial Digital Input (HD/SD SDI) via BNC connector (optional)

- SD SDI per SMPTE 259M-C (NTSC/PAL resolution)
- HD SDI per SMPTE 292M (HDTV)

4: Main Output Connectors

- Program output in digital format on the DVI-I connector and in analog format on the HD-15 connector.
- Progressive resolutions at RGBHV.
- HDCP Encryption support for DVI signals.

5: Ethernet

- RJ-45 connector for 10/100Base-T Ethernet communications

6: Preview Output Connectors

- Selectable output in digital format on the DVI-I connector and in analog format on the HD-15 connector.

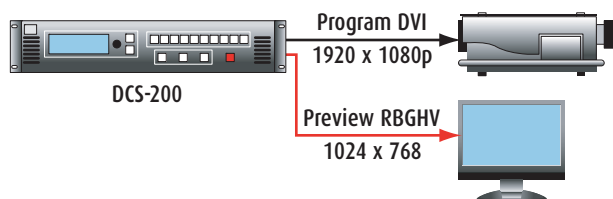
7: Serial RS-232

- DB-9 connector for communicating with external serial devices.

8: AC Power

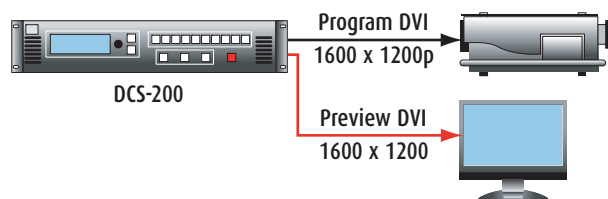
- Input Power: 100-240 VAC, 47-63 Hz; Auto-Ranging
- 240 watts maximum

Application 1



Main Program output is connected to the projector at 1080p; Preview connected is sent to a confidence low-res XGA monitor. Program and preview output resolutions are different.

Application 2



Input adjustments are made by viewing the source on the preview monitor, before is transitioned to the program output. Program and preview output resolutions need to be the same.